

# Hepburn Sofa Worksheet

The Hepburn Sofa by Matthew Hilton is a modular seating system with almost unlimited possible configurations. 4 key modules can be chosen in any combination and mounted to a single, double or triple leg base. The number of modules and configuration chosen determine the overall dimensions.

## Modules

Each module measures:  
w.90cm d.90cm | w.35 3/7" d.35 3/7"

### Module A Corner

h.70cm | h.27 4/7"



### Module B Seat with backrest

h.70cm | h.27 4/7"



### Module C Ottoman

h.42cm | h.16 1/2"



### Module D Tabletop

h.42cm | h.16 1/2"



## Leg Bases

### Base - Single

w.81.6cm | w.32 1/8"



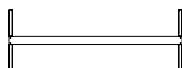
### Base- Double

w.140cm | 55 1/8"



### Base - Triple

w.229cm | 90 1/8"



**Date:**

**Order ID:**

**Client Name:**

Please draw your chosen configuration in the space below, or alternatively, select one of the common configurations on the next page.

**By signing below, the client confirms the configuration of the unit ordered.**

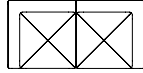
Client Signature: \_\_\_\_\_ Date \_\_\_\_\_

Sales Associate Signature: \_\_\_\_\_ Date \_\_\_\_\_

**Common Configurations for the Hepburn Sofa**

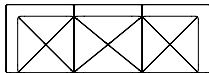
**Two-seater**

w.180cm d.90cm h.70cm  
w.70 4/5" d.35 3/7" h.27 4/7"



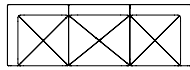
**Three-seater (modular)**

w.270cm d.90cm h.70cm  
w.106 1/3" d.35 3/7" h.27 4/7"



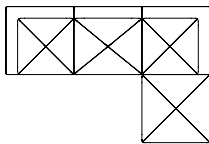
**Three-seater (fixed)**

w.225cm d.80cm h.70cm  
w.88 5/8" d.31 1/2" h.27 4/7"



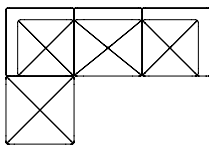
**Corner Unit -right hand**

w.270cm d.90cm h.70cm  
w.106 1/3" d.35 3/7" h.27 4/7"  
chaise length: 180cm | 70 4/5"



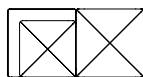
**Corner Unit -left hand**

w.270cm d.90cm h.70cm  
w.106 1/3" d.35 3/7" h.27 4/7"  
chaise length: 180cm | 70 4/5"



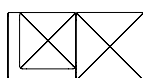
**Chaise - right hand**

w.180cm x d.90cm x h.70cm  
w.70 4/5" d.35 3/7" h.27 4/7"



**Chaise - left hand**

w.180cm x d.90cm x h.70cm  
w.70 4/5" d.35 3/7" h.27 4/7"



**Date:**

**Order ID:**

**Client Name:**

Please tick the box next to your chosen Hepburn sofa configuration on the left, or alternatively, draw your chosen configuration in the space below

**By signing below, the client confirms the configuration of the unit ordered.**

Client Signature: \_\_\_\_\_ Date \_\_\_\_\_

Sales Associate Signature: \_\_\_\_\_ Date \_\_\_\_\_